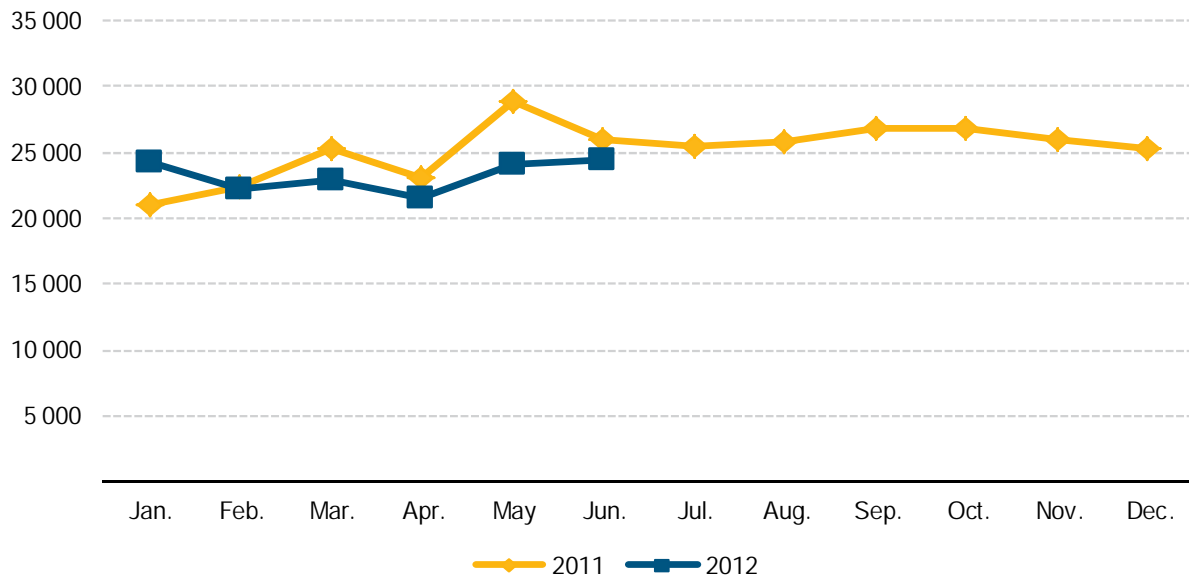


Asylum applicants and first instance decisions on asylum applications: second quarter 2012

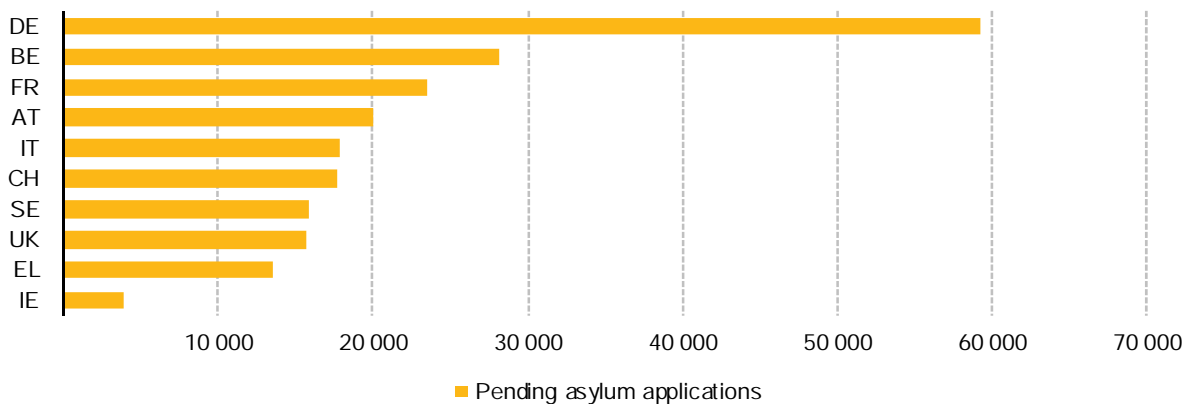
Nearly 70 000 persons sought asylum in the EU-27 in Q2 2012, 10 per cent less compared to same quarter of 2011

Figure 1: Asylum applicants, EU-27, January 2011 - June 2012



Source: Eurostat (online data code: [migr_asyappctzm](#))

Figure 2: Pending asylum applications on 31st of June 2012 (1)



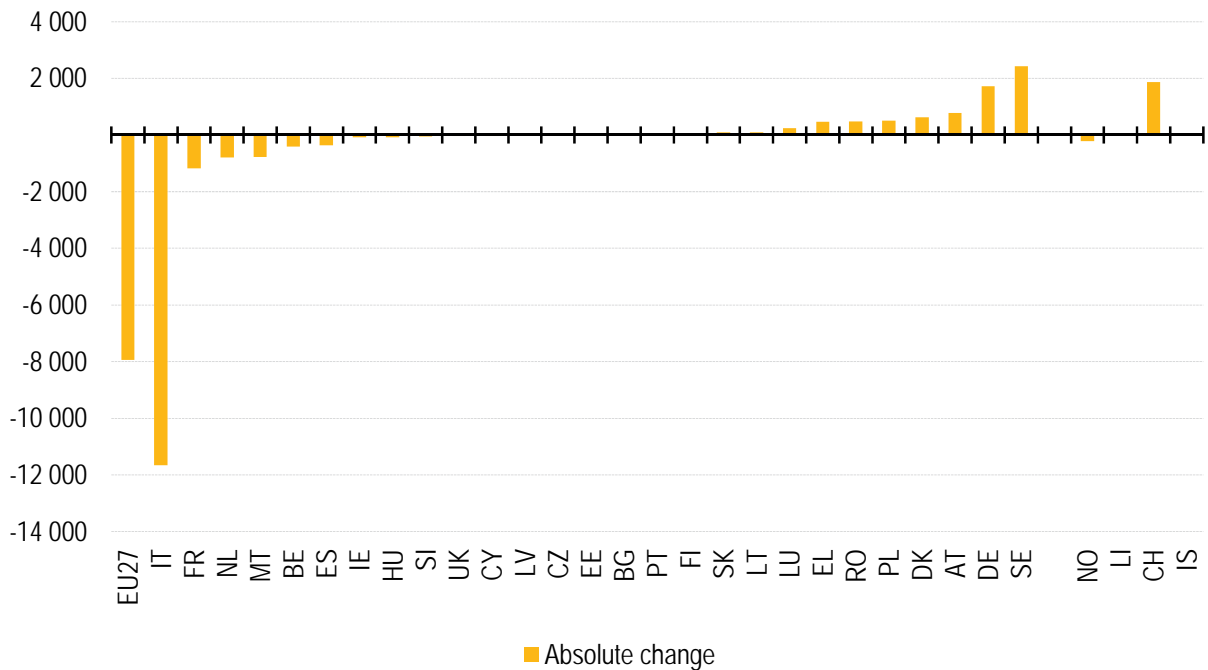
(1) Countries selected here are those with the highest number of pending applications

See methodological notes for FR

Source: Eurostat (online data code: [migr_asypenctzm](#))

Around 2 000 asylum applicants more registered in Sweden and Germany in Q2 2012 compared to the same quarter of 2011

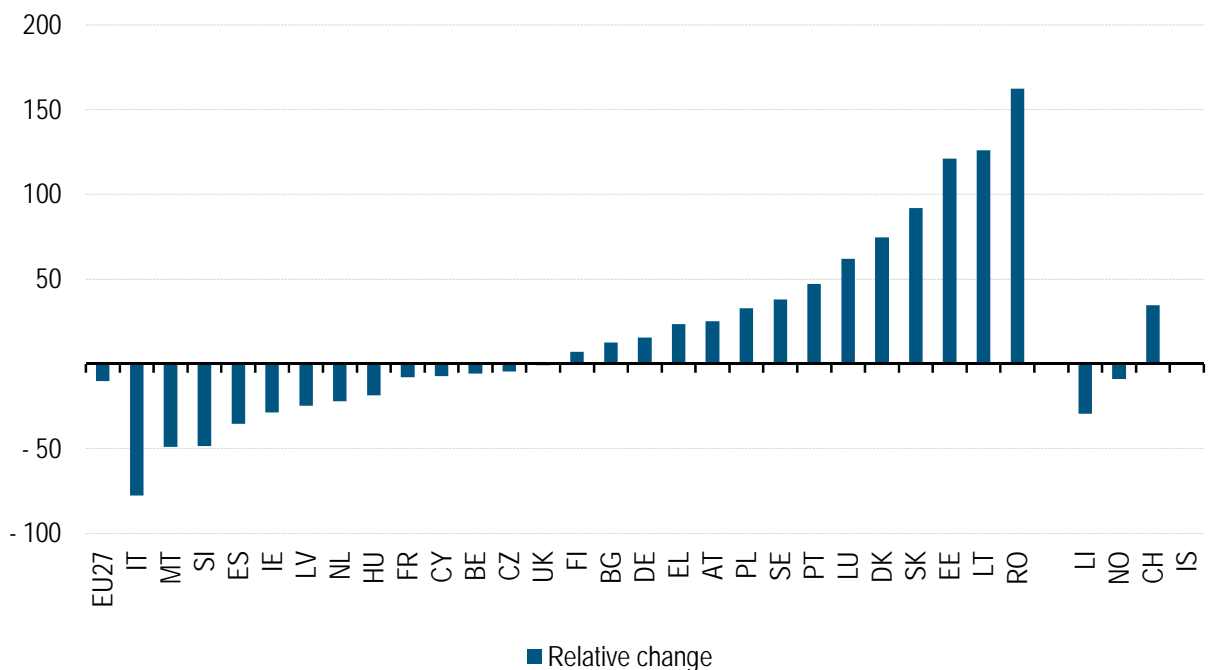
Figure 3: Asylum applicants, absolute change between Q2 2011 and Q2 2012



Source: Eurostat (online data code: [migr_asyappctzm](#))

The number of asylum applicants more than doubled in Q2 2012 in Romania, Lithuania and Estonia compared to Q2 2011

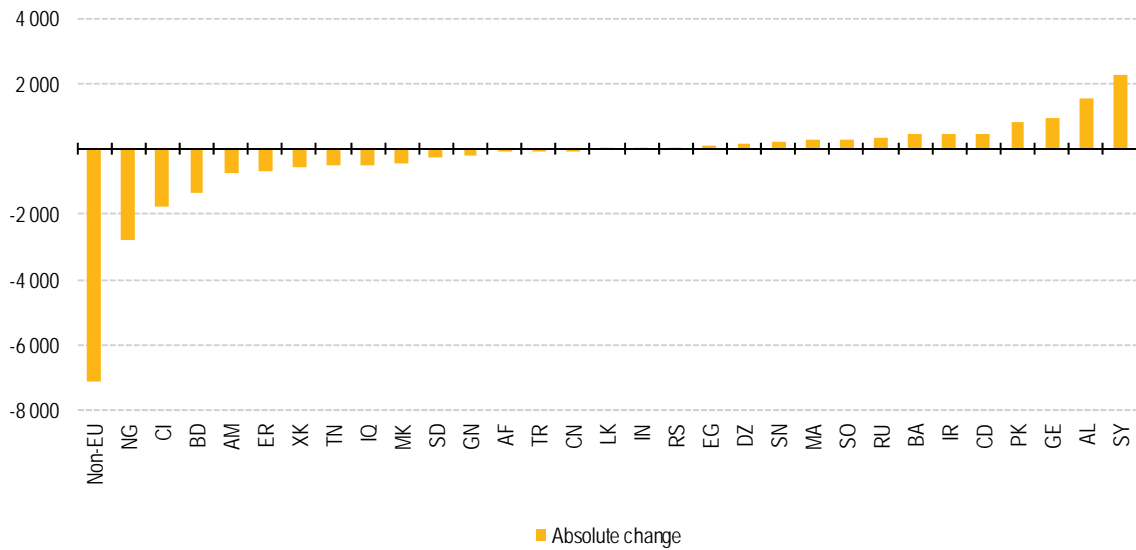
Figure 4: Asylum applicants, relative change between Q2 2011 and Q2 2012



Source: Eurostat (online data code: [migr_asyappctzm](#))

With about 2 000 more asylum applicants, Syrians recorded the highest increase in Q2 2012 compared to Q2 2011

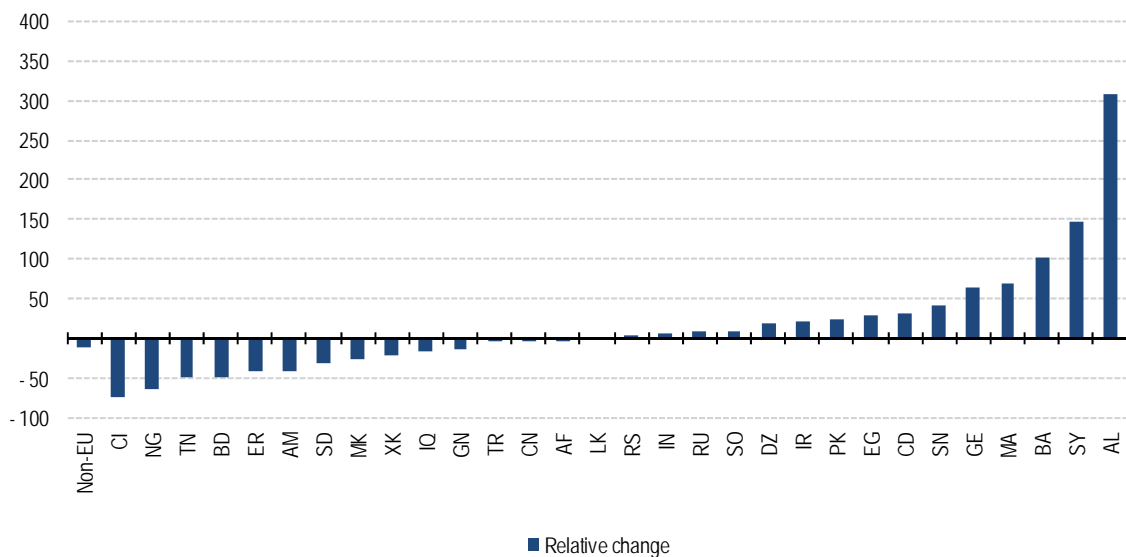
Figure 5: Asylum applicants by citizenship, EU-27 (*), absolute change between Q2 2011 and Q2 2012



* Data for NL are not available, see methodological notes
 Source: Eurostat (online data code: [migr_asyappctzm](#))

Albanian asylum applicants increased more than 4 times while Syrian asylum applicants more than doubled in Q2 2012 in the EU-27 compared to Q2 2011

Figure 6: Asylum applicants by citizenship, EU-27 (*), relative change between Q2 2011 and Q2 2012



* Data for NL are not available, see methodological notes
 Source: Eurostat (online data code: [migr_asyappctzm](#))

Malta and Luxembourg by far the countries with the highest number of asylum applicants relative to population in the EU-27 in Q2 2012

Table 1: Asylum applicants (including new asylum applicants), Q2 2011 – Q2 2012

	Q2 2011				Q3 2011				Q4 2011				Q1 2012				Q2 2012				Q2 2012	Change in %		Applicants per million inhabitants (1) Q2 2012	Last 12 months
	Apr.	May	Jun.	Jul.	Aug.	Sep.	Oct.	Nov.	Dec.	Jan.	Feb.	Mar.	Apr.	May	Jun.	between Q1 2012 and Q2 2012	between Q2 2011 and Q2 2012								
EU-27	23 115	28 805	25 955	25 435	25 745	26 775	26 915	26 055	25 370	24 245	22 150	22 935	21 460	24 085	24 385	69 930	1	- 10	140	295 555					
Belgium	2 495	2 395	2 270	2 365	2 805	3 080	3 160	2 830	3 065	2 745	2 390	2 195	2 100	2 330	2 330	6 760	- 8	- 6	610	31 395					
Bulgaria	65	60	65	70	85	65	80	80	40	75	65	65	45	85	85	215	7	13	30	840					
Czech Republic	60	75	45	60	60	75	65	75	40	60	65	60	40	65	65	175	- 7	- 4	15	740					
Denmark	285	290	270	260	300	355	430	380	420	395	315	455	440	415	615	1 465	26	75	265	4 780					
Germany	3 445	3 955	3 675	4 020	4 615	4 985	5 185	5 880	5 060	5 365	4 580	4 335	3 945	4 195	4 660	12 800	- 10	16	155	56 830					
Estonia	5	10	5	10	5	10	5	5	*	10	5	5	5	25	10	40	163	121	30	90					
Ireland	85	100	115	110	115	95	70	115	95	100	85	60	70	75	70	215	- 12	- 29	45	1 060					
Greece	455	815	685	990	660	790	740	875	785	555	680	710	885	720	805	2 410	24	23	215	9 190					
Spain	430	365	215	175	280	370	260	205	175	215	215	215	150	210	290	655	2	- 35	15	2 765					
France	5 255	5 155	4 515	4 645	4 085	4 590	5 020	4 390	4 925	4 670	5 180	4 990	4 520	4 370	4 860	13 750	- 7	- 8	210	56 255					
Italy	2 010	7 015	6 000	3 925	3 220	2 525	1 660	1 055	830	760	615	840	950	1 450	965	3 370	52	- 78	55	18 795					
Cyprus	125	165	145	130	120	195	180	165	85	125	115	140	130	150	120	405	7	- 7	470	1 655					
Latvia	15	40	25	60	50	55	30	25	15	10	25	35	15	25	20	60	- 8	- 25	30	360					
Lithuania	20	30	30	35	75	55	50	55	75	40	25	45	70	60	55	185	65	126	60	635					
Luxembourg	145	135	115	155	210	310	225	180	175	225	130	205	195	265	180	640	14	62	1 220	2 460					
Hungary	165	125	160	105	130	120	170	230	180	185	105	165	95	135	130	365	- 20	- 18	35	1 750					
Malta	1 130	365	100	25	15	25	85	35	60	80	25	30	15	400	400	815	512	- 49	1 955	1 190					
Netherlands	1 095	1 295	1 215	1 240	1 345	1 295	1 280	1 265	1 065	1 335	1 260	1 175	950	905	960	2 810	- 25	- 22	170	14 075					
Austria	975	995	1 080	1 500	1 595	1 460	1 575	1 230	1 255	1 310	1 000	1 220	1 240	1 360	1 235	3 825	8	25	455	15 965					
Poland	430	550	550	490	735	665	720	660	780	490	570	740	715	600	720	2 030	13	33	55	7 875					
Portugal	15	20	15	30	20	40	25	15	45	35	5	25	30	30	20	80	15	47	5	325					
Romania	95	95	110	255	190	135	255	210	120	200	185	300	235	285	275	775	14	162	35	2 620					
Slovenia	15	35	55	30	15	30	30	15	35	15	25	15	10	15	30	55	4	- 49	25	260					
Slovakia	20	35	40	45	40	50	75	50	30	35	25	30	35	60	90	190	114	92	35	565					
Finland	190	210	210	220	270	320	290	270	265	220	185	215	175	220	255	650	5	7	120	2 900					
Sweden	2 030	2 375	1 960	2 065	2 570	2 800	3 035	3 115	3 495	2 720	2 370	2 475	2 450	3 245	3 095	8 790	16	38	925	33 430					
United Kingdom	2 060	2 105	2 290	2 425	2 135	2 280	2 215	2 650	2 245	2 280	1 900	2 200	1 950	2 415	2 050	6 415	1	- 1	100	26 745					
Iceland	5	15	5	5	10	10	10	5	10	5	5	5	5	5	5	:	:	:	:	:					
Liechtenstein	10	5	5	*	20	*	5	5	*	10	*	5	5	5	5	10	- 14	- 9	330	55					
Norway	665	875	810	715	820	875	765	670	665	780	640	650	660	660	815	2 140	3	35	430	8 720					
Switzerland	1 485	2 235	1 665	1 735	1 725	2 015	2 125	2 545	2 435	2 590	2 225	2 240	2 415	2 315	2 525	7 250	3	- 29	910	26 890					

(1) Relative to population as of 1st of January 2012 (provisional data)

* 2 or fewer asylum applicants recorded in the reference period.

: data are not available

Source: Eurostat (online data code: migr.asyappdctzm)

1 out of 3 asylum applicants in Poland and Luxembourg was aged 0-13 in Q2 2012

Table 3: Asylum applicants by age group (*), 2nd quarter 2012 (%)

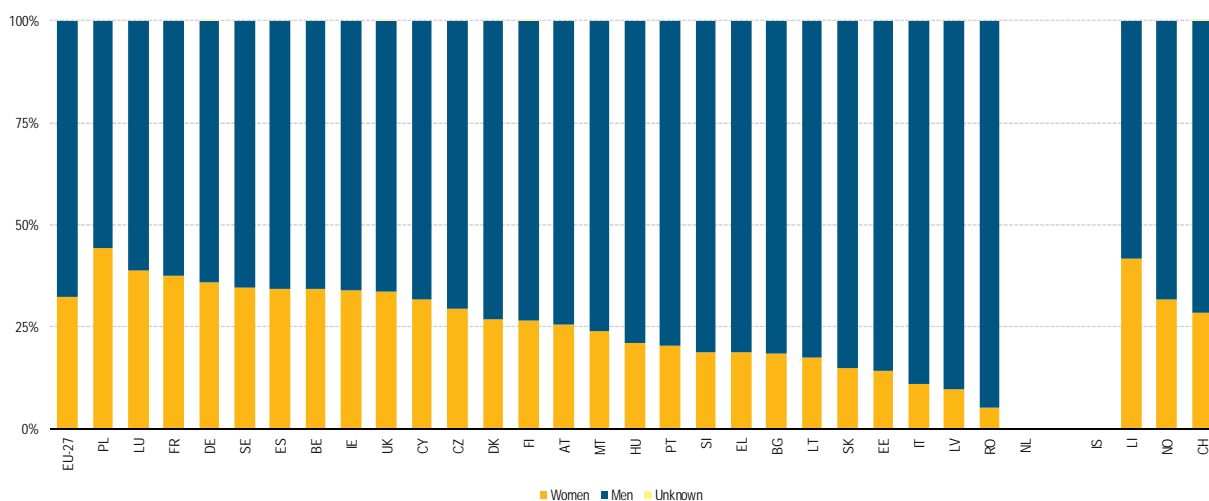
	Total (absolute value)	Distribution of age groups as a share of total (in %)					
		0-13	14-17	18-34	35-64	65 and over	Unknown
EU-27	67 120	18.0	6.4	54.5	20.1	0.8	0.3
Belgium	6 760	19.9	7.8	52.3	19.5	0.6	0.0
Bulgaria	215	6.0	6.9	58.3	25.9	2.8	0.0
Czech Republic	175	18.5	1.7	43.9	34.1	1.7	0.0
Denmark	1 465	15.1	8.7	57.3	18.5	0.4	0.0
Germany	12 800	24.3	6.7	48.1	19.7	1.1	0.0
Estonia	40	4.8	4.8	61.9	28.6	0.0	0.0
Ireland	215	22.8	7.0	50.2	19.5	0.5	0.0
Greece	2 410	2.7	3.3	80.8	13.1	0.0	0.0
Spain	655	14.2	3.2	62.6	19.8	0.2	0.0
France	13 750	16.9	2.8	54.4	25.0	0.9	0.0
Italy	3 370	3.6	5.3	73.4	17.6	0.1	0.1
Cyprus	405	6.0	1.0	73.2	19.6	0.0	0.2
Latvia	60	4.9	0.0	72.1	23.0	0.0	0.0
Lithuania	185	13.1	1.6	60.1	24.6	0.5	0.0
Luxembourg	640	32.7	4.2	44.7	18.1	0.3	0.0
Hungary	365	21.5	9.9	48.5	19.8	0.3	0.0
Malta	815	2.2	6.1	84.4	7.2	0.0	0.0
Netherlands	:	:	:	:	:	:	:
Austria	3 825	22.0	13.1	49.6	15.0	0.3	0.0
Poland	2 030	33.2	4.4	41.2	20.0	1.1	0.0
Portugal	80	5.1	14.1	60.3	20.5	0.0	0.0
Romania	775	2.1	5.2	82.6	10.2	0.0	0.0
Slovenia	55	13.2	7.5	45.3	34.0	0.0	0.0
Slovakia	190	6.9	10.6	67.0	15.4	0.0	0.0
Finland	650	15.6	5.1	57.8	20.2	1.1	0.3
Sweden	8 790	20.4	10.4	48.5	19.2	1.5	0.0
United Kingdom	6 415	13.7	5.2	55.9	21.8	0.8	2.5
Iceland	:	:	:	:	:	:	:
Liechtenstein	10	16.3	10.4	55.7	17.3	0.3	0.0
Norway	2 140	20.1	4.5	60.5	14.5	0.3	0.2
Switzerland	7 250	25.0	0.0	58.3	16.7	0.0	0.0

(*)for NL see methodological notes; distribution by age for EU-27 is based on data for those countries for which data are available

: Data are not available

Source: Eurostat (online data code: [migr_asyappctzm](#))

Figure 7: Asylum applicants by gender, 2nd quarter 2012 (%)



Data for NL are not available, see methodological notes; data for IS are not available

Source: Eurostat (online data code: [migr_asyappctzm](#))

Nearly 1 out of 2 Serbian asylum applicants in the EU-27 in Q2 2012 was aged below 18

Table 4: Thirty main citizenships of asylum applicants in the EU-27 (*), by age group, 2nd quarter 2012 (in %) (1)

	Total (absolute value)	Distribution of age groups as a share of total (in %)					
		0-13	14-17	18-34	35-64	65 and over	Unknown
Non-EU	67 120	18.0	6.4	54.5	20.1	0.8	0.3
Afghanistan - (AF)	5 960	17.9	23.5	47.1	10.4	1.0	0.1
Pakistan - (PK)	4 350	8.1	4.0	67.0	19.8	0.6	0.5
Russia - (RU)	4 225	37.7	4.1	35.1	22.0	1.2	0.0
Syria - (SY) (2)	3 810	23.3	5.4	47.0	22.8	1.3	0.2
Somalia - (SO)	3 205	10.0	7.3	70.1	11.4	1.1	0.1
Iran - (IR)	2 670	11.8	3.6	58.1	24.9	0.8	0.8
Iraq - (IQ)	2 495	23.9	4.5	47.3	21.4	2.7	0.2
Georgia - (GE)	2 390	15.8	2.4	54.7	26.6	0.5	0.0
Albania - (AL)	2 075	24.2	7.8	50.8	16.9	0.3	0.0
Kosovo - (XK) (2)	2 030	34.6	5.9	38.4	20.5	0.6	0.0
CD - (CD) (2)	2 010	17.5	4.8	54.1	22.4	0.9	0.2
Serbia - (RS)	1 900	39.7	6.7	31.3	21.9	0.4	0.1
Sri Lanka - (LK)	1 785	12.2	1.7	65.5	19.1	0.9	0.7
Nigeria - (NG)	1 620	19.7	2.4	60.2	17.0	0.2	0.5
Turkey - (TR)	1 480	10.0	3.4	68.8	17.5	0.3	0.0
Bangladesh - (BD)	1 445	4.7	2.0	74.8	17.6	0.2	0.7
Guinea - (GN)	1 275	12.6	9.2	68.3	9.7	0.2	0.0
China - (CN)	1 270	8.7	1.7	44.1	44.6	0.4	0.6
MK - (MK) (2)	1 190	36.7	6.8	33.8	22.2	0.5	0.0
Algeria - (DZ)	1 175	5.2	7.7	70.9	15.8	0.3	0.1
Armenia - (AM)	1 050	19.9	4.8	41.2	31.6	2.4	0.1
Eritrea - (ER)	1 010	9.2	5.5	67.9	16.7	0.6	0.2
BA - (BA) (2)	905	34.9	5.6	41.2	17.7	0.6	0.0
India - (IN)	755	3.7	1.8	71.9	21.0	0.1	1.5
Senegal - (SN)	720	6.0	2.1	62.4	29.5	0.0	0.0
Stateless	635	17.9	5.2	48.7	23.4	4.4	0.5
Morocco - (MA)	625	1.8	8.8	74.6	14.5	0.0	0.3
Sudan - (SD)	605	10.5	4.3	65.2	19.3	0.2	0.5
Ivory Coast - (CI)	605	10.3	9.6	64.3	15.8	0.0	0.0
Egypt - (EG)	535	8.4	6.1	66.1	18.6	0.6	0.2
Other	11 320	15.3	4.2	57.2	22.3	0.6	0.4

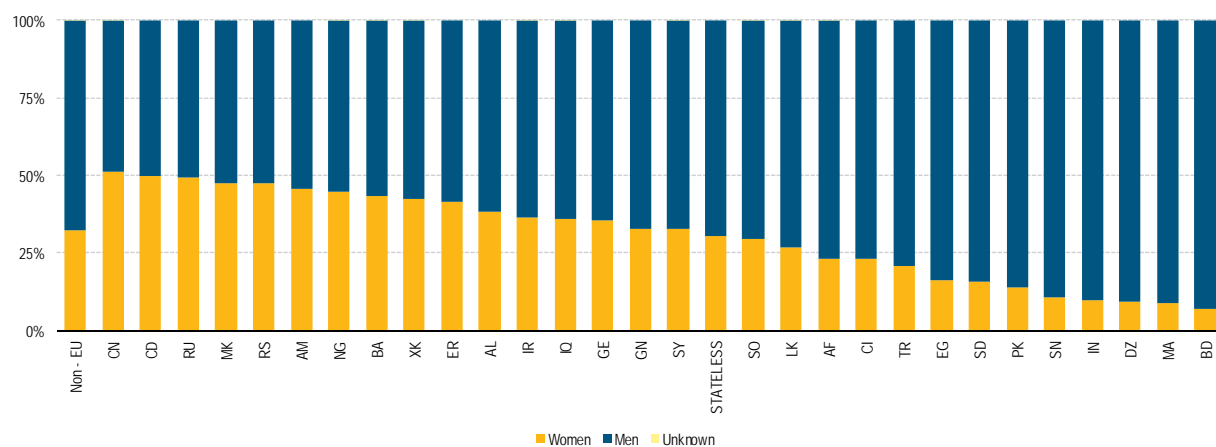
(*) Data for NL are not available, see methodological notes

(1) Citizenship selected here are those with the highest number of asylum applicants registered during Q2 2012 in the EU-27

(2) Syria – Syrian Arab Republic; Kosovo – Kosovo / UNSCR 1244; CD – Congo, the Democratic Republic of the; MK – the Former Yugoslav Republic of Macedonia; BA – Bosnia and Herzegovina

Source: Eurostat (online data code: [migr_asyappctzm](#))

Figure 8: Thirty main citizenships of asylum applicants in the EU-27 (*), by gender, 2nd quarter 2012 (in %) (1)



(*) Data for NL are not available, see methodological notes

(1) Citizenship selected here are those with the highest number of asylum applicants registered during Q2 2012 in the EU-27

Source: Eurostat (online data code: [migr_asyappctzm](#))

Afghanis were among the five main citizenships of persons seeking international protection in 16 Member States in Q2 2012

Table 5: Five main citizenships of asylum applicants, 2nd quarter 2012 ⁽¹⁾

		EU-27 ⁽²⁾					
		#	(%)	#	(%)	#	(%)
		Afghanistan	5 960	9			
		Pakistan	4 350	6			
		Russia	4 225	6			
		Syria	3 810	6			
		Somalia	3 205	5			
		Other	45 570	68			
BELGIUM		#	(%)	BULGARIA		#	(%)
Afghanistan	940	14	Iraq	75	34		
Russia	585	9	Syria	45	20		
Guinea	505	8	Stateless	30	13		
Kosovo	500	7	Afghanistan	25	11		
CD	320	5	Morocco	5	3		
Other	3 905	58	Other	40	19		
DENMARK		#	(%)	GERMANY		#	(%)
Somalia	385	26	Syria	1 705	13		
Syria	165	11	Afghanistan	1 635	13		
Afghanistan	135	9	Iraq	1 160	9		
Iran	125	9	Iran	1 055	8		
Russia	105	7	Serbia	760	6		
Other	550	38	Other	6 490	51		
IRELAND		#	(%)	GREECE		#	(%)
Nigeria	45	22	Pakistan	530	22		
South Africa	15	6	Bangladesh	295	12		
CD	10	5	Georgia	265	11		
Zimbabwe	10	5	Afghanistan	170	7		
Malawi	10	4	Albania	105	4		
Other	125	59	Other	1 045	43		
FRANCE		#	(%)	ITALY		#	(%)
CD	1 440	10	Pakistan	600	18		
Russia	1 160	8	Senegal	400	12		
Sri Lanka	1 005	7	Nigeria	270	8		
China	670	5	Tunisia	230	7		
Turkey	615	4	Ghana	190	6		
Other	8 860	64	Other	1 680	50		
LATVIA		#	(%)	LITHUANIA		#	(%)
Georgia	40	64	Georgia	105	56		
Egypt	5	8	Afghanistan	30	16		
Russia	5	7	Russia	30	15		
CD	5	7	Belarus	5	3		
Afghanistan	*	*	Iraq	5	2		
Other	5	3	Other	15	8		
HUNGARY		#	(%)	MALTA		#	(%)
Afghanistan	150	41	Somalia	670	82		
Kosovo	45	13	Eritrea	65	8		
Pakistan	30	9	Pakistan	20	3		
Syria	15	4	Nigeria	10	1		
Turkey	15	4	Libya	10	1		
Other	110	30	Other	40	5		
AUSTRIA		#	(%)	POLAND		#	(%)
Afghanistan	1 030	27	Russia	1 025	50		
Russia	605	16	Georgia	670	33		
Pakistan	320	8	Afghanistan	65	3		
Syria	215	6	Armenia	55	3		
Iran	145	4	Kazakhstan	45	2		
Other	1 510	40	Other	170	8		
ROMANIA		#	(%)	SLOVENIA		#	(%)
Algeria	180	23	Somalia	10	19		
Morocco	150	20	Serbia	5	9		
Pakistan	70	9	Afghanistan	5	9		
Afghanistan	55	7	Algeria	5	8		
Syria	55	7	Eritrea	5	8		
Other	265	34	Other	25	47		
FINLAND		#	(%)	SWEDEN		#	(%)
Iraq	185	28	Somalia	1 165	13		
Russia	45	7	Afghanistan	1 010	12		
Afghanistan	45	7	Albania	795	9		
Somalia	35	6	Syria	765	9		
Syria	35	5	Bosnia and Herzegovina	600	7		
Other	300	47	Other	4 455	51		
LIECHTENSTEIN		#	(%)	NORWAY		#	(%)
Serbia	5	58	Somalia	585	27		
Russia	*	*	Afghanistan	240	11		
Kosovo	*	*	Eritrea	175	8		
Turkey	*	*	Bangladesh	100	5		
Afghanistan	*	*	Sudan	90	4		
Other	*	*	Other	945	44		
		#	(%)	CZECH REPUBLIC		#	(%)
				Ukraine	40	24	
				Belarus	15	8	
				Armenia	10	6	
				Russia	10	6	
				Kazakhstan	10	5	
				Other	90	51	
		#	(%)	ESTONIA		#	(%)
				Georgia	30	67	
				Armenia	5	12	
				Russia	5	7	
				CD	*	*	
				Ivory Coast	*	*	
				Other	5	0	
		#	(%)	SPAIN		#	(%)
				Nigeria	50	8	
				Syria	45	7	
				Algeria	45	7	
				Ethiopia	40	6	
				Sudan	35	5	
				Other	435	67	
		#	(%)	CYPRUS		#	(%)
				Syria	130	32	
				Vietnam	65	16	
				Bangladesh	50	13	
				Egypt	40	10	
				Pakistan	25	7	
				Other	90	23	
		#	(%)	LUXEMBOURG		#	(%)
				Albania	165	26	
				Serbia	100	16	
				Montenegro	100	15	
				Belarus	70	11	
				MK	10	11	
				Kosovo	60	9	
				Other	145	23	
		#	(%)	NETHERLANDS		#	(%)
		#	(%)	PORTUGAL		#	(%)
				Guinea	25	29	
				Nigeria	15	18	
				Guinea-Bissau	5	9	
				Ivory Coast	5	5	
				Belarus	*	*	
				Other	30	36	
		#	(%)	SLOVAKIA		#	(%)
				Somalia	55	30	
				Afghanistan	30	16	
				Georgia	15	9	
				Armenia	15	7	
				Moldova	10	6	
				Other	60	31	
		#	(%)	UNITED KINGDOM		#	(%)
				Pakistan	1 145	18	
				Iran	715	11	
				Sri Lanka	555	9	
				Nigeria	350	5	
				Afghanistan	295	5	
				Other	3 360	52	
		#	(%)	SWITZERLAND		#	(%)
				Eritrea	1 280	18	
				Nigeria	675	9	
				Tunisia	610	8	
				Afghanistan	390	5	
				Somalia	315	4	
				Other	3 985	55	

⁽¹⁾ Citizenship selected here are those with the highest number of asylum applicants registered during Q2 2012 in the EU-27

⁽²⁾ Data for NL are not available, see methodological notes; data for IS are not available

Absolute number of asylum applications

Syria – Syrian Arab Republic; CD – Congo, the Democratic Republic of the; Kosovo – Kosovo / UNSCR 1244; MK – the Former Yugoslav Republic of Macedonia

Source: Eurostat (online data code: migr_asyappctzm)

Almost three quarters of Syrian asylum applicants in the EU-27 lodged their application in Germany or Sweden in Q2 2012

Table 6: Thirty main citizenships of asylum applicants by destination country in the EU-27 (*), 2nd quarter 2012 (1)

			NON-EU		#	(%)
AFGHANISTAN - (AF)						
Germany	1 635	27				
Austria	1 030	17				
Sweden	1 010	17				
Belgium	940	16				
United Kingdom	295	5				
Other	1 055	18				
SYRIA - (SY)						
Germany	1 705	45				
Sweden	765	20				
United Kingdom	215	6				
Austria	215	6				
Belgium	190	5				
Other	725	19				
IRAQ - (IQ)						
Germany	1 160	47				
Sweden	345	14				
Belgium	260	10				
Finland	185	7				
Austria	120	5				
Other	425	17				
KOSOVO - (XK)						
France	610	30				
Belgium	500	25				
Germany	500	25				
Sweden	155	8				
Austria	80	4				
Other	185	9				
SRI LANKA - (LK)						
France	1 005	56				
United Kingdom	555	31				
Germany	130	7				
Belgium	20	1				
Italy	15	1				
Other	60	3				
BANGLADESH - (BD)						
France	380	26				
Greece	295	21				
United Kingdom	295	20				
Italy	115	8				
Belgium	90	6				
Other	270	19				
MK - (MK)						
Germany	585	49				
Belgium	250	21				
Sweden	115	10				
France	110	9				
Luxembourg	70	6				
Other	55	5				
ERITREA - (ER)						
Sweden	370	37				
United Kingdom	150	15				
France	145	15				
Germany	105	10				
Malta	65	6				
Other	175	17				
SENEGAL - (SN)						
Italy	400	55				
Belgium	130	18				
Greece	75	10				
France	50	7				
Germany	35	5				
Other	30	4				
IVORY COAST - (CI)						
France	255	42				
Italy	160	27				
Belgium	60	10				
Germany	40	6				
Greece	30	5				
Other	60	10				
NON-EU						
France	13 750	20				
Germany	12 800	19				
Sweden	8 790	13				
Belgium	6 760	10				
United Kingdom	6 415	10				
Other	18 605	28				
PAKISTAN - (PK)						
United Kingdom	1 145	26				
Germany	720	17				
Italy	600	14				
Greece	530	12				
France	500	11				
Other	850	20				
SOMALIA - (SO)						
Sweden	1 165	36				
Malta	670	21				
Denmark	385	12				
Germany	260	8				
United Kingdom	140	4				
Other	585	18				
GEORGIA - (GE)						
Poland	670	28				
France	565	24				
Greece	265	11				
Germany	235	10				
Sweden	210	9				
Other	445	19				
CD - (CD)						
France	1 440	72				
Belgium	320	16				
Germany	75	4				
United Kingdom	55	3				
Spain	15	1				
Other	100	5				
NIGERIA - (NG)						
United Kingdom	350	21				
France	275	17				
Italy	270	17				
Germany	195	12				
Sweden	105	6				
Other	425	26				
GUINEA - (GN)						
Belgium	505	40				
France	460	36				
Germany	100	8				
Italy	65	5				
Greece	55	4				
Other	90	7				
ALGERIA - (DZ)						
France	295	25				
Romania	180	15				
Germany	140	12				
Austria	130	11				
Sweden	110	9				
Other	325	28				
BA - (BA)						
Sweden	600	66				
France	105	12				
Germany	70	8				
Luxembourg	40	4				
Belgium	25	3				
Other	65	7				
MOROCCO - (MA)						
Romania	150	24				
Germany	110	18				
Sweden	80	13				
Italy	70	11				
Austria	45	7				
Other	170	27				
EGYPT - (EG)						
France	165	31				
Germany	55	10				
Italy	50	9				
Greece	50	9				
United Kingdom	45	8				
Other	175	33				
RUSSIA - (RU)						
France	1 160	27				
Poland	1 025	24				
Austria	605	14				
Belgium	585	14				
Germany	440	10				
Other	410	10				
IRAN - (IR)						
Germany	1 055	40				
United Kingdom	715	27				
Sweden	305	11				
Austria	145	5				
Denmark	125	5				
Other	325	12				
ALBANIA - (AL)						
Sweden	795	38				
France	450	22				
Belgium	240	12				
United Kingdom	215	10				
Luxembourg	165	8				
Other	205	10				
SERBIA - (RS)						
Germany	760	40				
Sweden	415	22				
Belgium	315	16				
France	145	8				
Luxembourg	100	5				
Other	165	9				
TURKEY - (TR)						
France	615	41				
Germany	425	29				
Italy	115	8				
Belgium	95	6				
Austria	60	4				
Other	175	12				
CHINA - (CN)						
France	670	53				
United Kingdom	220	17				
Belgium	110	9				
Germany	75	6				
Greece	70	6				
Other	125	10				
ARMENIA - (AM)						
France	535	51				
Germany	125	12				
Belgium	120	11				
Austria	80	7				
Sweden	65	6				
Other	125	12				
INDIA - (IN)						
United Kingdom	285	38				
Germany	220	29				
Austria	115	15				
Belgium	30	4				
Greece	25	3				
Other	85	11				
SUDAN - (SD)						
France	210	35				
United Kingdom	180	30				
Germany	45	8				
Sweden	40	7				
Spain	35	6				
Other	90	15				
TUNISIA - (TN)						
Italy	230	42				
Germany	60	11				
Austria	60	11				
France	55	10				
Romania	35	6				
Other	100	19				

(*) Data for NL are not available, see methodological notes

(1) Citizenships selected here are those with the highest number of asylum applicants registered during Q2 2012 in the EU-27

Absolute number of asylum applications

Syria – Syrian Arab Republic; Kosovo – Kosovo / UNSCR 1244; CD – Congo, the Democratic Republic of the; MK – the Former Yugoslav Republic of Macedonia; BA – Bosnia and Herzegovina

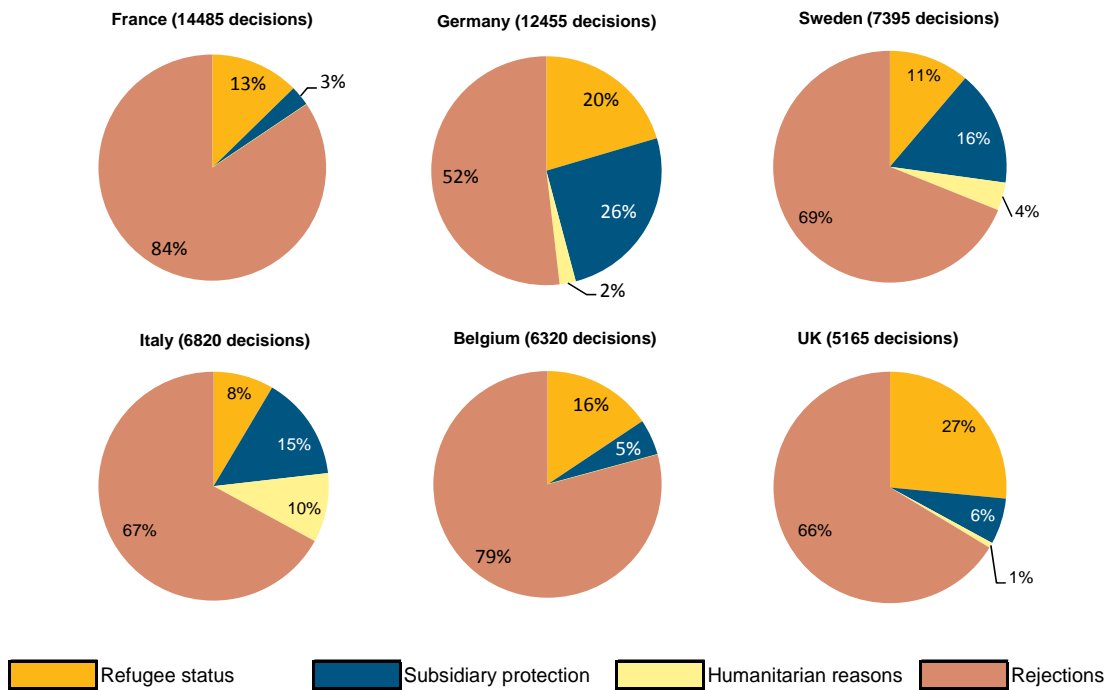
Source: Eurostat (online data code: [migr_asyappctzm](#))

Table 7: New asylum applicants, Q2 2011 – Q2 2012

	Q2 2011				Q3 2011				Q4 2011				Q1 2012				Q2 2012				Last 12 months
	Apr.	May	Jun.	Jul.	Aug.	Sep.	Oct.	Nov.	Dec.	Jan.	Feb.	Mar.	Apr.	May	Jun.	Change in % between Q1 2012 and Q2 2012	Change in % between Q2 2011 and Q2 2012	Applicants per million inhabitants ⁽¹⁾ Q2 2012			
EU-27	2 065	1 805	1 690	1 795	2 310	2 545	2 655	2 290	2 195	1 855	1 540	1 515	1 390	1 520	1 395	-12	-23	390	22 995		
Belgium	45	25	45	60	70	55	70	65	30	60	55	50	30	65	65	-7	31	20	670		
Czech Republic	35	40	30	45	40	60	50	50	30	45	55	40	20	50	50	-9	19	10	535		
Denmark	285	290	270	260	300	355	430	380	420	395	315	455	440	415	615	26	75	285	4 780		
Germany	3 030	3 495	3 255	3 550	4 060	4 185	4 185	4 885	4 170	4 560	3 800	3 595	3 180	3 420	3 900	-12	7	130	47 495		
Estonia	5	10	5	10	5	10	5	5	*	10	5	5	5	25	10	163	133	30	90		
Ireland	85	100	115	110	110	95	70	115	95	100	85	55	65	75	70	-12	-30	45	1 050		
Greece	455	815	685	990	650	790	740	875	785	555	680	710	885	720	805	24	23	215	9 190		
Spain	375	305	190	155	265	355	235	190	160	200	190	180	145	195	265	7	-31	15	2 530		
France	4 785	4 625	4 125	4 220	3 695	4 205	4 610	3 960	4 520	4 175	4 660	4 430	3 965	3 850	4 230	-9	-11	185	50 520		
Italy	2 010	7 015	6 000	3 925	3 220	2 525	1 660	1 055	830	760	615	840	950	1 450	965	52	-78	55	18 795		
Cyprus	120	160	145	130	115	190	175	165	85	120	115	135	130	145	120	8	-6	485	1 630		
Latvia	15	40	25	60	50	55	30	25	10	10	25	30	15	25	20	-5	-24	30	355		
Lithuania	10	15	15	25	70	40	45	50	70	40	20	35	55	50	50	53	256	50	550		
Luxembourg	145	130	95	150	210	310	60	170	165	220	270	200	195	255	175	-9	69	1 195	2 380		
Hungary	
Malta	1 130	365	100	25	15	20	75	35	55	75	20	30	15	395	400	537	-49	1 945	1 155		
Netherlands	815	1 050	980	1 010	1 050	1 015	1 050	955	790	935	900	835	670	620	660	-27	-31	115	10 490		
Austria	
Poland	295	355	385	375	590	525	560	540	645	390	445	590	610	500	590	19	64	45	6 355		
Portugal	15	20	15	30	20	40	25	15	45	35	5	25	30	30	15	13	45	5	325		
Romania	95	90	105	250	190	135	255	210	120	195	185	290	230	285	265	13	162	35	2 585		
Slovenia	15	20	45	20	15	30	25	10	30	10	20	10	5	10	30	20	-41	25	220		
Slovakia	15	20	20	25	25	40	65	40	20	20	10	15	20	45	65	205	133	25	385		
Finland	205	170	200	165	200	245	6	.	115	.		
Sweden	2 030	2 370	1 960	2 060	2 570	2 800	3 030	3 115	3 495	2 720	2 370	2 470	2 450	3 245	3 090	16	38	925	33 410		
United Kingdom	1 980	2 030	2 210	2 345	2 040	2 205	2 135	2 560	2 165	2 200	1 835	2 145	1 885	2 340	1 985	0	0	100	25 845		
Iceland	
Liechtenstein	
Norway	
Switzerland	1 295	2 005	1 430	1 465	1 485	1 755	1 815	2 195	2 090	2 255	1 915	1 900	2 130	2 115	2 355	9	40	830	23 475		

(1) Relative to population as of 1st of January 2012 (provisional data)* 2 or fewer asylum applicants recorded in the reference period
: data are not availableSource: Eurostat (online data code: migr_asvappctzm)

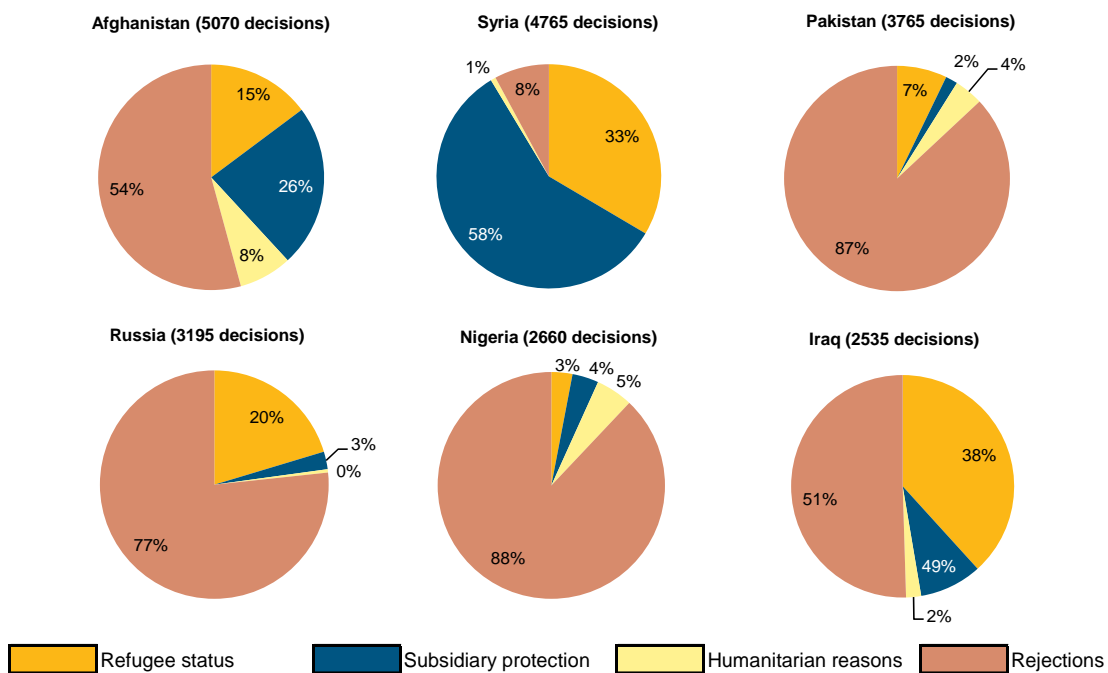
Figure 9: First instance decisions by outcome, selected Member States (1), 2nd quarter 2012



(1) Member States selected here are those reporting the highest number of first instance decisions issued during Q2 2012
 UK – The United Kingdom
 Humanitarian reasons not applicable for FR and BE
 Source: Eurostat (online data code: [migr_asycfstq](#))

Almost 9 out of 10 first instance decisions granted to Syrians were positive in Q2 2012 in the EU-27

Figure 10: First instance decisions in the EU-27 (*) by outcome, selected citizenships (1), 2nd quarter 2012



(*) Data for NL are not available, see methodological notes
 (1) Citizenships selected here are those for which the highest number of first instance decisions was issued during Q2 2012
 Source: Eurostat (online data code: [migr_asycfstq](#))

Table 8: First instance decisions by citizenship and outcome, selected Member States, 2nd quarter 2012 ⁽¹⁾

First instance decisions					First instance decisions										
Refugee status	Subsidiary protection	Humanitarian reasons	Rejections		Refugee status	Subsidiary protection	Humanitarian reasons	Rejections							
FRANCE (14 485 decisions)					GERMANY (12 455 decisions)										
Sri Lanka	225	Mali	100	Not applicable	CD	1 225	Syria	870	Syria	2 485	Afghanistan	160	Serbia	895	
Russia	220	Guinea	50		Bangladesh	1 045	Iraq	705	Stateless	105	Iraq	25	Afghanistan	705	
CD	195	Afghanistan	35		Armenia	980	Iran	315	Somalia	95	Kosovo	10	Kosovo	455	
Other	1 190	Other	235		Other	8 985	Other	645	Other	485	Other	90	Other	4 400	
SWEDEN (7 395 decisions)					ITALY (6 820 decisions)										
Afghanistan	175	Somalia	440	Afghanistan	160	Somalia	660	Egypt	65	Mali	300	Pakistan	145	Nigeria	1 250
Syria	170	Afghanistan	305	Stateless	20	Serbia	520	South Sudan	55	Afghanistan	155	Nigeria	120	Ghana	490
Iran	115	Eritrea	190	Kosovo	15	Afghanistan	490	Afghanistan	55	Somalia	120	Ivory Coast	80	Pakistan	370
Other	365	Other	255	Other	90	Other	3 425	Other	405	Other	425	Other	320	Other	2 465
BELGIUM (6 320 decisions)					UNITED KINGDOM (5 165 decisions)										
Afghanistan	115	Afghanistan	275	Not applicable	Guinea	635	Iran	295	Zimbabwe	40	Honduras	10	Pakistan	850	
Guinea	110	Somalia	15		Kosovo	435	Pakistan	135	Afghanistan	40	Somalia	5	Iran	300	
Russia	100	Armenia	5		Russia	350	Syria	120	Nigeria	35	BA	5	Sri Lanka	290	
Other	660	Other	30		Other	3 590	Other	820	Other	215	Other	15	Other	1 980	
OTHER (12 620 decisions)					EU-27 (65 260 decisions)										
Syria	305	Afghanistan	335	Afghanistan	30	Pakistan	1 285	Syria	1 595	Syria	2 755	Afghanistan	385	Pakistan	3 270
Russia	235	Somalia	200	Syria	30	Afghanistan	960	Iran	980	Afghanistan	1 185	Pakistan	155	Afghanistan	2 750
Afghanistan	170	Iraq	140	Iran	15	Russia	805	Iraq	970	Somalia	890	Nigeria	140	Russia	2 450
Other	515	Other	340	Other	90	Other	7 160	Other	5 810	Other	2 625	Other	765	Other	38 535

⁽¹⁾ Member States selected here are those reporting the highest number of first instance decisions issued during Q2 2012
 CD – Congo, the Democratic Republic of the; Syria – Syrian Arab Republic; Kosovo - Kosovo / UNSCR 1244; BA - Bosnia and Herzegovina

Source: Eurostat (online data code: [migr_asydcfstq](#))

3 out of 10 first instance decisions in the EU-27 were positive in Q2 2012

Table 9: First instance decisions by outcome, 2nd quarter 2012

	Total decisions	Total positive decisions	Refugee status	Subsidiary protection	Humanitarian reasons	Rejected
EU-27 (*)	65 260	18 260	9 360	7 455	1 445	47 000
Belgium	6 320	1 310	985	325	-	5 010
Bulgaria	170	65	5	60	-	105
Czech Republic	165	40	10	25	5	125
Denmark	1 125	335	245	70	20	790
Germany	12 455	6 000	2 540	3 170	285	6 455
Estonia	20	5	*	*	5	15
Ireland	240	20	10	10	-	220
Greece	3 545	15	5	10	*	3 535
Spain	670	115	60	50	5	555
France	14 485	2 250	1 830	420	-	12 235
Italy ⁽¹⁾	6 820	2 250	580	1 000	670	4 575
Cyprus	275	15	15	*	*	260
Latvia	30	5	*	5	-	25
Lithuania	130	15	*	15	-	115
Luxembourg	445	10	10	*	-	435
Hungary	335	100	15	70	15	235
Malta	105	90	5	50	35	15
Netherlands (**)	:	:	:	:	:	:
Austria	3 520	1 035	635	400	-	2 485
Poland	455	50	20	20	10	405
Portugal	60	25	*	25	-	35
Romania	485	55	50	5	*	430
Slovenia	55	10	5	5	-	45
Slovakia	55	10	*	10	*	40
Finland	730	395	130	195	70	340
Sweden	7 395	2 300	825	1 185	290	5 095
United Kingdom	5 165	1 740	1 370	330	40	3 425
Iceland	:	:	:	:	:	:
Liechtenstein	20	10	10	-	*	10
Norway	2 225	910	585	245	85	1 315
Switzerland	4 245	1 020	530	110	380	3 225

(*) EU-27 is based on data available

(**) Data for NL are not available, see methodological notes

⁽¹⁾ See country information notes

- data are not applicable

* represents 2 or fewer first instance decisions recorded in the reference period

: data are not available

Source: Eurostat (online data code: [migr_asydcfstq](#))

Table 10: First instance decisions by destination country and outcome in the EU-27 (*), selected citizenships of asylum applicants, 2nd quarter 2012 (1)

First instance decisions				
Refugee status	Subsidiary protection	Humanitarian reasons	Rejections	
AFGHANISTAN - AF				
Sweden	175 Sweden	305 Sweden	160 Germany	705
Germany	140 Belgium	275 Germany	160 Austria	525
Austria	115 Austria	180 Italy	35 Sweden	490
Other	320 Other	425 Other	30 Other	1 030
PAKISTAN - PK				
UK	135 Italy	40 Italy	145 Greece	885
Germany	70 UK	15 Germany	5 UK	850
Italy	35 Ireland	5 Sweden	5 Germany	410
Other	35 Other	* Other	* Other	1 120
NIGERIA - NG				
Italy	25 Italy	40 Italy	120 Italy	1 250
UK	20 UK	35 Germany	5 UK	215
Sweden	15 France	25 Finland	5 France	175
Other	20 Other	* Other	* Other	700
OTHER				
France	1 460 Sweden	715 Italy	355 France	10 830
UK	1 015 Italy	700 Sweden	110 Germany	4 510
Germany	710 Germany	640 Germany	75 Sweden	4 105
Other	1 850 Other	985 Other	120 Other	15 090

First instance decisions				
Refugee status	Subsidiary protection	Humanitarian reasons	Rejections	
SYRIA - SY				
Germany	870 Germany	2 485 Malta	25 Germany	80
Sweden	170 Sweden	125 Germany	5 Sweden	45
Denmark	150 France	30 Hungary	5 UK	45
Other	405 Other	115 Other	* Other	200
RUSSIA - RU				
France	220 Austria	30 Germany	10 France	930
Austria	165 France	15 Poland	5 Austria	390
Belgium	100 Poland	15 Sweden	5 Belgium	350
Other	165 Other	20 Other	* Other	780
IRAQ - IQ				
Germany	705 Finland	60 Germany	25 Germany	420
Belgium	95 Austria	50 Sweden	10 Belgium	300
Sweden	55 Italy	45 Italy	10 Sweden	215
Other	115 Other	80 Other	* Other	345
NON-EU				
Germany	2 540 Germany	3 170 Italy	670 France	12 235
France	1 830 Sweden	1 185 Sweden	290 Germany	6 455
UK	1 370 Italy	1 000 Germany	285 Sweden	5 095
Other	3 620 Other	2 095 Other	205 Other	23 215

(*) Data for NL are not available, see methodological notes

(1) Citizenship selected here are those for which the highest number of first instance decisions was issued during Q2 2012

* represents 2 or fewer first instance decisions recorded in the reference period

Source: Eurostat (online data code: [migr_asydcfstq](#))

One quarter of all positive first instance decisions in the EU-27 in Q2 2012 were granted to Syrians

Table 11: First instance decisions by outcome, 30 main citizenships of asylum applicants granted decisions in the EU-27 (*), 2nd quarter 2012 (1)

	Total decisions	Total positive decisions	Refugee status	Subsidiary protection	Humanitarian reasons	Rejected
Non-EU	65 260	18 260	9 360	7 455	1 445	47 000
Afghanistan - (AF)	5 070	2 325	750	1 185	385	2 750
Syria - (SY)	4 765	4 390	1 595	2 755	35	375
Pakistan - (PK)	3 765	495	270	65	155	3 270
Russia - (RU)	3 195	745	650	80	15	2 450
Nigeria - (NG)	2 660	315	80	100	140	2 340
Iraq - (IQ)	2 535	1 260	970	230	55	1 280
Somalia - (SO)	2 425	1 245	335	890	20	1 180
Bangladesh - (BD)	2 390	65	40	10	15	2 325
Iran - (IR)	2 230	1 080	980	65	35	1 150
Serbia - (RS)	2 195	55	45	5	5	2 140
CD - (CD)	2 065	355	300	35	20	1 715
Kosovo - XK	1 875	140	95	20	25	1 735
Georgia - (GE)	1 675	40	30	10	*	1 635
Sri Lanka - (LK)	1 615	395	370	20	5	1 220
Guinea - (GN)	1 500	270	190	70	10	1 230
Armenia - (AM)	1 470	125	65	40	15	1 345
China - (CN)	1 230	280	250	30	*	950
Turkey - (TR)	1 225	175	140	20	15	1 050
Albania - (AL)	1 155	155	110	45	*	1 000
Algeria - (DZ)	1 070	40	25	15	*	1 030
Eritrea - (ER)	940	500	270	225	*	440
Ghana - (GH)	895	110	10	25	70	785
Ivory Coast - (CI)	890	245	65	95	85	645
MK - (MK)	875	10	10	*	*	865
Mali - (ML)	755	455	25	400	30	300
India - (IN)	630	5	*	5	5	625
Stateless	620	355	165	165	25	265
Sudan - (SD)	620	220	150	65	5	400
Tunisia - (TN)	575	30	*	5	20	545
Egypt - (EG)	570	130	110	10	10	440
Other	11 795	2 260	1 250	765	240	9 540

(*) Data for NL are not available, see methodological notes

(1) Citizenship selected here are those for which the highest number of first instance decisions was issued during Q2 2012

* represents 2 or fewer first instance decisions recorded in the reference period

Syria – Syrian Arab Republic; CD – Congo, the Democratic Republic of the; Kosovo - Kosovo / UNSCR 1244; MK – the Former Yugoslav Republic of Macedonia;

Source: Eurostat (online data code: [migr_asydcfstq](#))

Methodology

DATA SOURCES

The data used for this publication are provided to Eurostat by the Ministries of Interior, Justice or immigration agencies of the Member States. Data are based entirely on relevant administrative sources. Apart from statistics on new asylum applicants, these data are supplied by Member States according to the provisions of Article 4 of the [Regulation \(EC\) 862/2007](#) of 11 July 2007 on Community statistics on migration and international protection.

All data presented in this publication are rounded to the nearest 5.

All data presented in this publication are provisional (except as otherwise stated) and may be a subject to change.

DEFINITIONS AND COVERAGE

'Asylum applicant' means a person having submitted an application for international protection or having been included in such application as a family member during the reference period. 'Application for international protection' means an application for international protection as defined in Art.2(g) of [Council Directive 2004/83/EC](#), i.e. including requests for refugee status or for subsidiary protection status, irrespective of whether the application was lodged on arrival at border, or from inside the country, and irrespective of whether the person entered the territory legally (e.g. as a tourist) or illegally. In deciding when to regard an asylum application as having been lodged, the principles expressed in Article 4(1) of [Council Regulation 2003/343/EC](#) should be applied, i.e. 'An application for asylum shall be deemed to have been lodged once a form submitted by the applicant for asylum or a report prepared by the authorities has reached the competent authorities of the Member State concerned. Where an application is not made in writing, the time elapsing between the statement of intention and the preparation of a report should be as short as possible'. Applications submitted by persons who are subsequently found to be a subject of a Dublin procedure (Council Regulation (EC) No 343/2003) are included in the number of asylum applications. Within the same reference period every person being a subject of asylum application is counted only once, therefore repeat applications are not recorded if the first application has been lodged in the same reference period. However, such a repeat application will be recorded if lodged in a different reference month. It means that the aggregation of the monthly figures may overestimate the number of persons applying for international protection within the aggregated period (quarter or year).

In some Member States (**IT**, **MT** and **DK**) due to restrictions of the asylum procedure (e.g. time limits for lodging repeat application) repeat applications may be very rare. Therefore the number of new asylum applicants may equal or almost equal the number of asylum applicants.

The number of asylum applicants and the number of first instance decisions during the same reference period differs. This is due to the time lag between the date of asylum application and the date of the decision on asylum application. The duration of this time lag may vary considerably depending on the national asylum procedure and the administrative workload. Asylum application lodged in one reference period may therefore result in a decision in a later period, while some asylum decisions reported for that period may relate to the applications lodged in previous reference periods.

'New asylum applicant' means a person having submitted an application for international protection for the first time. Applications submitted by persons who are subsequently found to be a subject of a Dublin procedure are included in the statistics on new asylum applicants if such persons are also a subject of first asylum application. All Member States are requested to supply these data but their provision is voluntary. As persons are counted once only, statistics on new asylum applicants may be used for preparation of annual aggregates.

Person being a subject of **'a pending application'** means a person who is the subject of application for international protection under consideration by the responsible national authority at the end of the reference period. It includes the number of persons with pending applications at all instances of the administrative and/or judicial procedure.

'Rejected applicant' means a person covered by a first instance decision rejecting an application for international protection, including decisions considering applications as inadmissible or as unfounded and decisions under priority and accelerated procedures, taken by administrative or judicial bodies during the reference period.

'Person granted refugee status at first instance' means a person covered by a first instance decision granting refugee status, taken by administrative or judicial bodies during the reference period. Refugee status

means status as defined in Art.2 (d) of Directive 2004/83/EC within the meaning of Art.1 of the Geneva Convention relating to the Status of Refugees of 28 July 1951, as amended by the New York Protocol of 31 January 1967. According to the Art.2(c) of that Directive refugee means a third country national who, owing to a well-founded fear of being persecuted for reasons of race, religion, nationality, political opinion or membership of a particular social group, is outside the country of nationality and is unable or, owing to such fear, is unwilling to avail himself or herself of the protection of that country, or a stateless person, who, being outside of the country of former habitual residence for the same reasons as mentioned above, is unable or, owing to such fear, unwilling to return to it.

'Person granted subsidiary protection status at first instance' means a person covered by a first instance decision granting subsidiary protection status, taken by administrative or judicial bodies during the reference period. Subsidiary protection status means status as defined in Art.2 (f) of Directive 2004/83/EC. According to the Art.2(e) of that Directive a person eligible for subsidiary protection means a third country national or a stateless person who does not qualify as a refugee but in respect of whom substantial grounds have been shown for believing that the person concerned, if returned to his or her country of origin, or in the case of a stateless person, to his or her country of former habitual residence, would face a real risk of suffering serious harm and is unable, or, owing to such risk, unwilling to avail himself or herself of the protection of that country.

'Person granted authorisation to stay for humanitarian reasons at first instance' means a person covered by another first instance decision granting authorisation to stay for humanitarian reasons under national law concerning international protection, taken by administrative or judicial bodies during the reference period. It includes persons who are not eligible for international protection as currently defined law but are nonetheless protected against removal under the obligations that are imposed on all Member States by international refugee or human rights instruments or on the basis of principles flowing from such instruments. Examples of such categories include persons who are not removable on ill health grounds and unaccompanied minors.

'Dublin procedure' means a procedure according to the Council Regulation (EC) No 343/2003, establishing the criteria and mechanisms for determining the Member State responsible for examining an asylum application lodged in one of the Member States by a third-country national.

COUNTRY INFORMATION

Due to the implementation of a new computing system, since January 2012 **The Netherlands** is temporarily unable to provide statistics on asylum applications disaggregated by citizenship, age and sex and on first instance decisions. Only the total number of applicants per month is available.

In **France** data on pending applications do not include accompanied minors aged less than 16 whose application is examined jointly with their parent's application. According to France, these missing pending applications are estimated to be about 20 per cent of the total number of pending applications.

The number of rejections at first instance in **Italy** includes a number of recommendations to issue an authorization to stay for humanitarian reasons. These recommendations are issued by the National Asylum Commission to the Police. Therefore the number of first instance rejections can be overestimated. Indeed, some individuals might be counted twice under the same reference period: first as a person rejected and recommended for an authorisation to stay for humanitarian reasons and subsequently as a person granted an authorisation to stay for humanitarian reasons.

ABBREVIATIONS

Belgium (BE), Bulgaria (BG), Czech Republic (CZ), Denmark (DK), Germany (DE), Estonia (EE), Ireland (IE), Greece (EL), Spain (ES), France (FR), Italy (IT), Cyprus (CY), Latvia (LV), Lithuania (LT), Luxembourg (LU), Hungary (HU), Malta (MT), the Netherlands (NL), Austria (AT), Poland (PL), Portugal (PT), Romania (RO), Slovenia (SI), Slovakia (SK), Finland (FI), Sweden (SE), the United Kingdom (UK), Iceland (IS), Lichtenstein (LI), Norway (NO) and Switzerland (CH).

EU ASYLUM POLICY

The Directorate-General for Home Affairs (DG HOME) is responsible for developing EU policies on asylum. For more information please see:

http://ec.europa.eu/dgs/home-affairs/index_en.htm

Further information

Eurostat website: <http://ec.europa.eu/eurostat>

Data on Population and Social conditions, Asylum:

<http://epp.eurostat.ec.europa.eu/portal/page/portal/population/data/database>
(Select "International Migration and asylum" and "Asylum")

Further information about Population and social conditions:

<http://epp.eurostat.ec.europa.eu/portal/page/portal/population/introduction>

European Statistical Data Support:

Contact details for this support network can be found on the Eurostat website at:

<http://ec.europa.eu/eurostat/>.