

ASYLUM STATISTICS 2016

GENERAL OVERVIEW

ASYLUM APPLICATIONS	2,016
Number of persons who introduced a first application *	14,670
Number of persons who introduced a subsequent asylum application	4,040
Total	18,710

DECISIONS	2,016
Intermediary decisions	
Number of persons who received a decision to take into consideration their subsequent asylum application	1,533
Final decisions	
Number of persons who received a decision granting refugee status	12,197
Number of persons who received a decision granting subsidiary protection status	3,281
Number of persons who received a decision refusing to take into consideration their subsequent asylum application	2,445
Number of persons who received a decision refusing to take into consideration their asylum application (EU, safe country of origin, refugee in another EU Member State)	351
Number of persons who received a decision refusing refugee status and refusing subsidiary protection status	7,757
Number of persons whose protection status was revoked or ended	114
Total number of persons having received an asylum decision	27,678

CASELOAD	End december 2016
	14.815 dossiers

* This category includes asylum applications made at the border and on Belgian territory, as well as applications from beneficiaries of relocation and resettlement in Belgium.

Date of publication: 6 January 2017

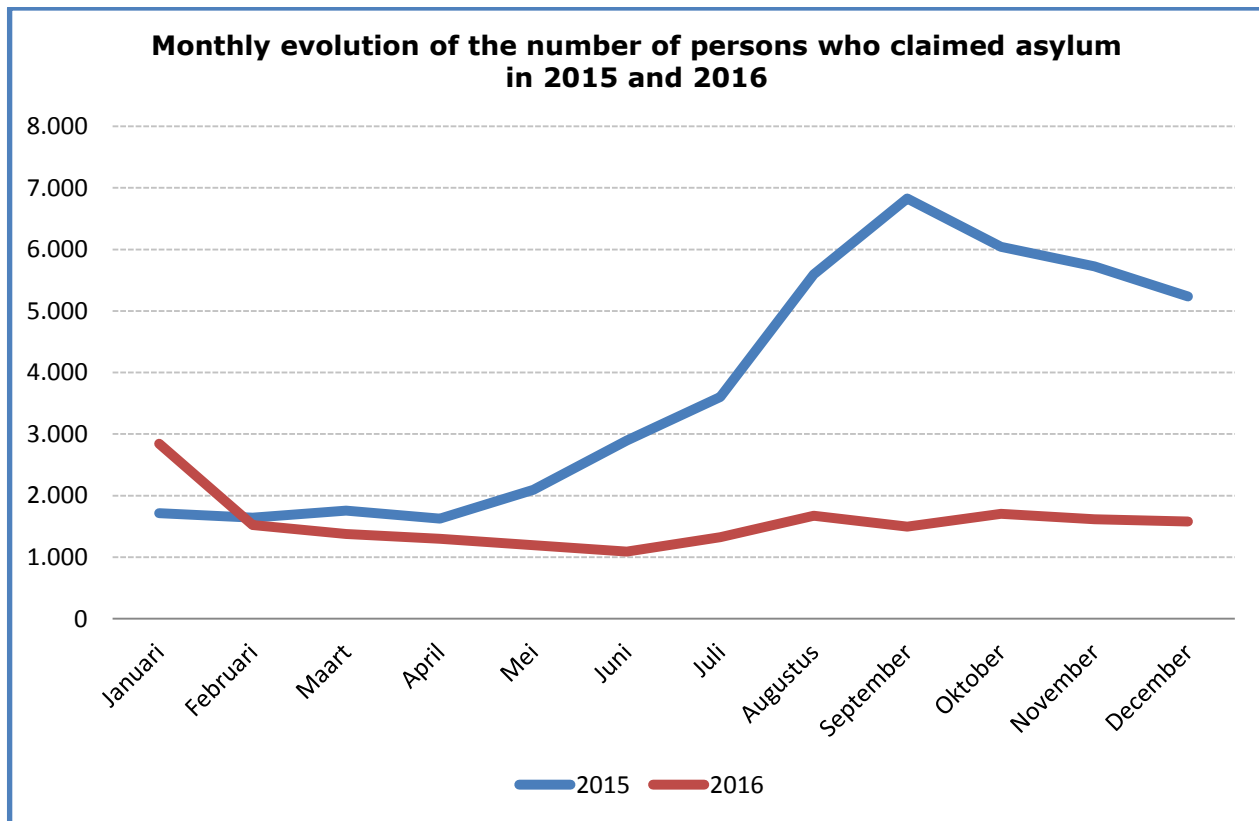
Contact person: Tine Van Valckenborgh

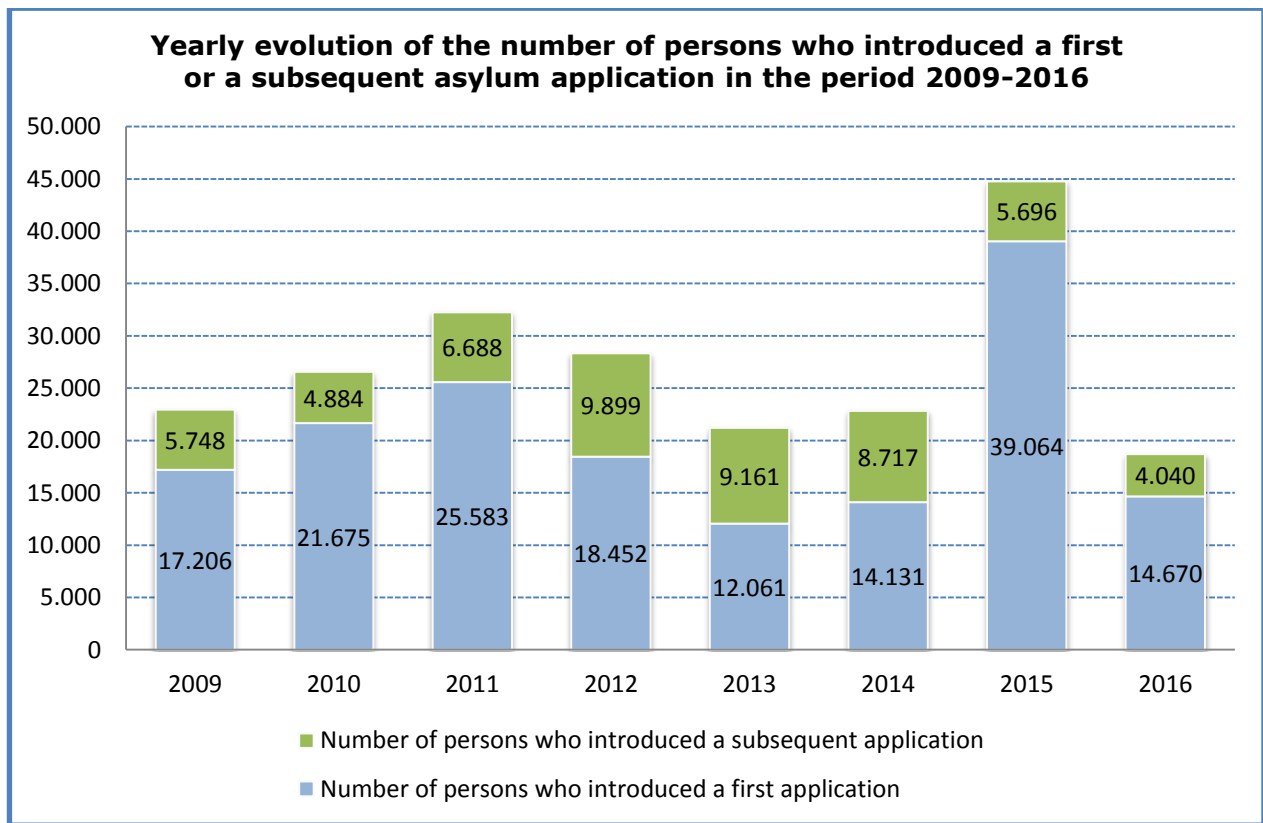
tine.vanvalckenborgh@ibz.fgov.be

02 205 50 56

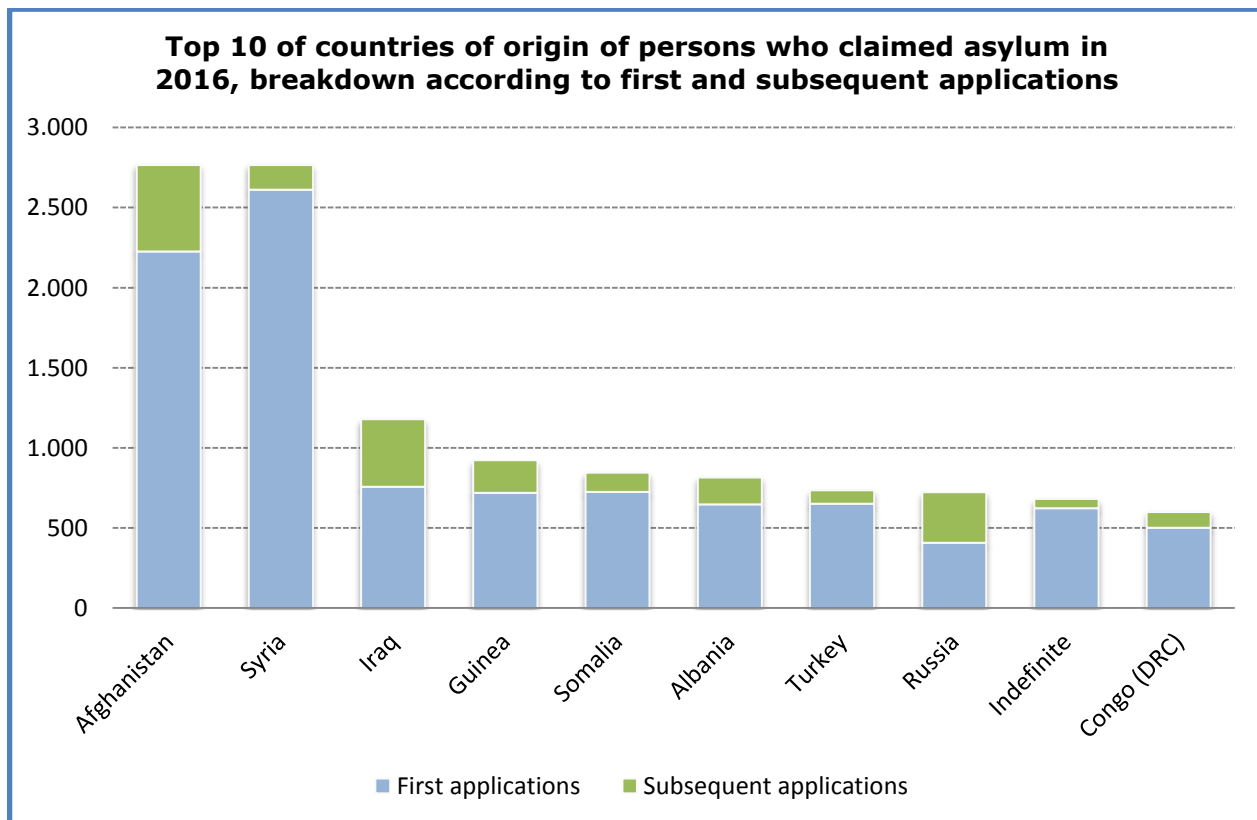
I. ASYLUM APPLICATIONS (Source: Immigration Office)

Number of persons who claimed asylum in 2015 and 2016							
	Total number of asylum applications 2015	First applications 2015	Subsequent applications 2015		Total number of asylum applications 2016	First applications 2016	Subsequent applications 2016
January	1,717	1,213	504	January	2,842	2,396	446
February	1,642	1,072	570	February	1,523	1,313	210
March	1,755	1,171	584	March	1,374	1,016	358
April	1,627	1,117	510	April	1,300	1,033	267
May	2,094	1,615	479	May	1,193	836	357
June	2,894	2,326	568	June	1,089	790	299
July	3,601	3,137	464	July	1,322	1,084	238
August	5,595	5,166	429	August	1,673	1,254	419
September	6,830	6,360	470	September	1,496	1,176	320
October	6,043	5,532	511	October	1,705	1,330	375
November	5,724	5,528	196	November	1,614	1,261	353
December	5,238	4,827	411	December	1,579	1,181	398
Total	44,760	39,064	5,696	Total	18,710	14,670	4,040





Top 10 of countries of origin of persons who claimed asylum application in 2016			
Country of origin	Total number of asylum applications	First applications	Subsequent applications
1 Afghanistan	2,767	2,227	540
2 Syria	2,766	2,612	154
3 Iraq	1,179	759	420
4 Guinea	924	721	203
5 Somalia	847	727	120
6 Albania	817	649	168
7 Turkey	736	652	84
8 Russia	724	409	315
9 Indefinite	682	624	58
10 Congo (DRC)	601	503	98
Other countries	6,667	4,787	1,880
Total 2016	18,710	14,670	4,040



II. ASYLUM DECISIONS (Source: CGRS)

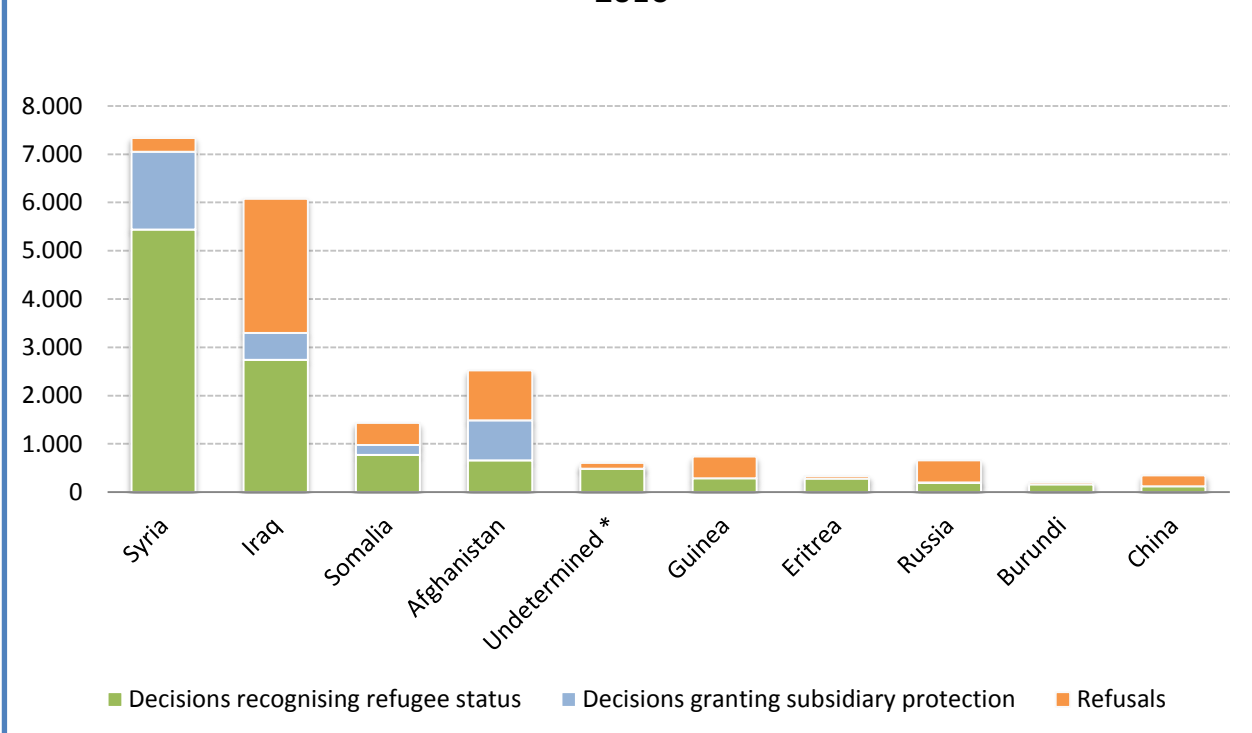
Number of persons who received an asylum decision													
Decisions	Jan	Feb	Mar	Apr	May	Jun	Jul	Aug	Sep	Oct	Nov	Dec	Tot
Intermediary decisions													
Number of persons who received a decision take into consideration their subsequent asylum application	99	96	128	188	124	166	140	151	157	116	68	100	1,533
Final decisions													
Number of persons who received a decision recognising refugee status	934	1,016	1,149	1,118	1,143	1,340	942	948	956	967	750	934	12,197
Number of persons who received a decision granting subsidiary protection status	250	342	377	346	245	329	237	181	232	251	201	290	3,281
Number of persons who received a decision refusing to take into consideration their subsequent asylum application	138	218	216	203	176	263	160	209	203	191	216	252	2,445
Number of persons who received a decision refusing to take into consideration their subsequent asylum application	36	31	24	13	17	24	19	13	36	31	31	76	351
Number of persons who received a decision refusing refugee status and refusing subsidiary protection status	458	662	668	633	616	797	607	612	646	725	515	818	7,757
Number of persons whose protection status was revoked or ended	6	4	7	1	9	5	9	6	19	13	15	20	114
Total number of persons who received an asylum decision	1,921	2,369	2,569	2,502	2,330	2,924	2,114	2,120	2,249	2,294	1,796	2,490	27,678

Number of decisions (cases)													
Decisions	Jan	Feb	Mar	Apr	May	Jun	Jul	Aug	Sep	Oct	Nov	Dec	Tot
Intermediary decisions													
Decision to take the application into consideration (subsequent asylum application)	82	80	105	136	95	117	99	109	118	91	45	72	1,149
Final decisions													
Recognition of refugee status (RS)	769	831	908	906	851	1,041	751	738	750	739	585	734	9,603
Granting of subsidiary protection status (SP)	177	258	257	243	182	246	179	150	196	194	167	237	2,486
Refusal to take the application into consideration (subsequent asylum application)	125	177	178	173	137	220	141	163	172	160	176	210	2,032
Refusal to take the application into consideration (EU, Safe country, Refugee in another EU Member State)	21	26	19	10	10	20	14	10	26	25	22	49	252
Refusal of refugee status and refusal of subsidiary protection status	378	570	580	531	517	688	535	513	545	593	447	679	6,576
Protection status revoked or ended	6	4	7	1	9	5	9	6	15	13	14	20	109
Total number of decisions	1,558	1,946	2,054	2,000	1,801	2,337	1,728	1,689	1,822	1,815	1,456	2,001	22,207

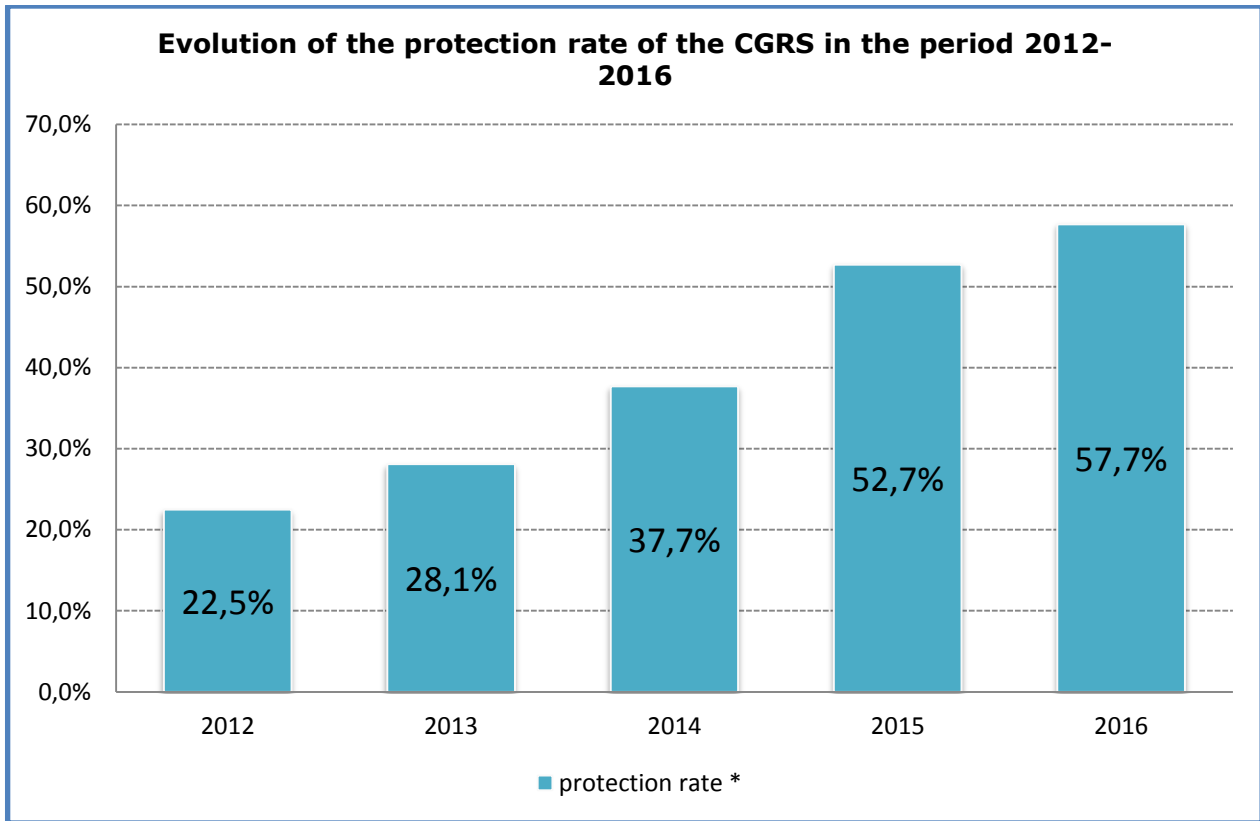
Top 10 of countries of origin for recognition of refugee status in 2016

Country of origin	Decisions recognising refugee status	Decisions granting subsidiary protection	Refusals	Total number of final decisions *
1 Syria	5,436	1,615	286	7,337
2 Iraq	2,742	556	2,774	6,072
3 Somalia	769	209	455	1,433
4 Afghanistan	656	830	1,036	2,522
5 Undetermined *	484	4	115	603
6 Guinea	286	0	450	736
7 Eritrea	277	0	57	334
8 Russia	196	6	456	658
9 Burundi	159	0	49	208
10 China	121	0	225	346
Other countries	1,071	61	4,650	5,782
Total 2016	12,197	3,281	10,553	26,031

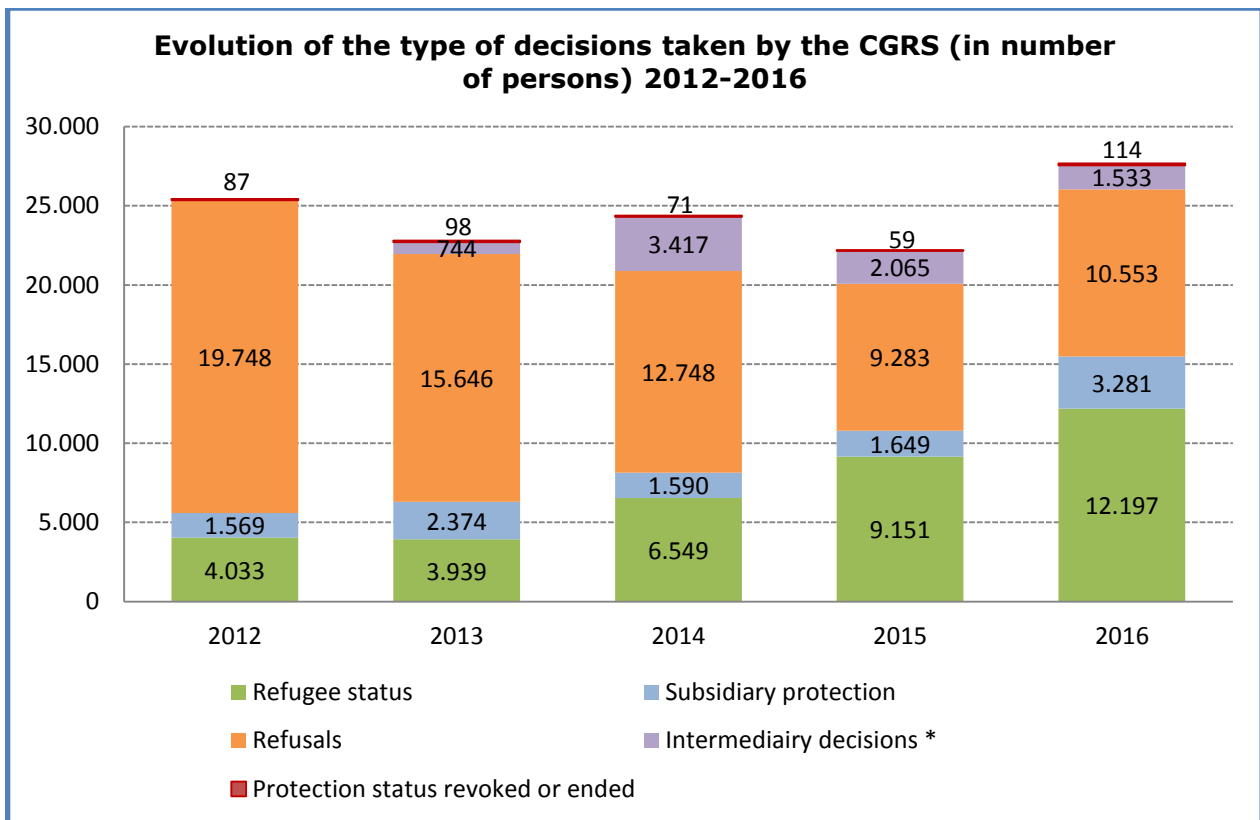
* The decisions to **refuse** to take into consideration a subsequent asylum application are included in the final decisions of the CGRS. The decisions to take into consideration a subsequent asylum application are a kind of intermediary decision and are therefore **not included** in the final decisions. Nor does the number of final decisions include decisions to revoke or end a protection status.

Top 10 of countries of origin for recognition of refugee status in 2016


* 'Undetermined' includes persons whose nationality could not be ascertained, stateless persons,...



* The protection rate is the percentage of applications leading to recognition of refugee status or granting of subsidiary protection status compared to the total number of applications in which a decision was taken.



* 'Intermediary decisions' are decisions to take into consideration a subsequent asylum application. As of 1 September 2013, the CGRS is competent to examine subsequent asylum applications in first instance. This was formerly the competence of the immigration Office.

III. CASELOAD (Source: CGRS)

At the end of December 2016, the total caseload of the CGRS amounted to **14,815** asylum dossiers (18,902 persons). As a normal caseload corresponds to **5,000** dossiers, the actual backlog amounts to **9,815** dossiers.

